



TYPE: SBL-3



SBL-3 Stainless Steel Shear Beam Load Cell

Description

The SBL-3 series of shear beam load cells are available in a wide range of capacities from 200lb (91kg) through to 5000lb (2268kg). They are manufactured entirely from stainless steel and offer environmental sealing to IP67. The high bridge resistance of this model provides extended battery life for portable or battery powered installations. The SBL-3 can be supplied complete with a vessel/tank weighing assembly, which is designed to make installation easier and to provide a means of realising the best accuracy from the product when installed, by eliminating the effects for vessel/tank thermal expansion. More details on the assembly are available on a separate datasheet (SBL-WMOUNT).

There are two versions available; one with a threaded end load attachment hole, the other version has a blind hole. The blind hole version is ideal for floor scale applications, where a foot can be attached for simple scale design. This version is also used when the vessel weighing assembly is used. The threaded version is ideal for hanging vessels and hoppers.

Specification

Rated load (lb)	200, 500, 1000, 2500, 5000
Rated load (kg)	91, 227, 454, 1134, 2268
Accuracy class	OIML R60 C3
Maximum number of verification intervals	3000
Minimum number of verification intervals	$E_{max}/11,500$
Temperature effect on minimum dead load output	$\leq \pm 0.00122\%$ of rated load/°C
Temperature effect on sensitivity	$\leq \pm 0.001\%$ of rated load/°C
Safe load limit	200% of rated load
Ultimate load	300% of rated load
Safe side load	100% of rated load
Output	2mV/V ($\pm 0.1\%$) at rated load
Zero balance	$\leq \pm 5\%$ of rated load
Combined error	$\leq \pm 0.02\%$ of rated load
Non-linearity	$\leq \pm 0.0166\%$ of rated load
Hysteresis	$\leq \pm 0.0166\%$ of rated load
Creep error (30 minutes)	$\leq \pm 0.0166\%$ of rated load
Excitation voltage	5 to 15V
Input resistance	1100 Ω ± 50
Output resistance	1000 Ω ± 2
Insulation resistance	>5000M Ω @ 100vdc
Operating temperature range	-20 to +65°C (-20 to +60°C for ATEX version)
Compensated temperature range	-10 to +40°C
Sealing	Potted
Environmental protection level	IP67
Connection type	3 metres PUR screened cable, via cable gland
Wiring connections	+ve supply: Green -ve supply: Black +ve signal : White -ve signal: Red Shield: Yellow

Available Options

- Hazardous Area certified - Intrinsically Safe (Ex i)
- Vessel mounting assembly (using blind hole version of SBL-3)
- Shock mounting assembly
- Platform foot mounting assembly (using blind hole version of SBL-3)

ATEX approval pending

Ex i



Features

- Ranges: 200lb to 5000lb
- Stainless steel (17-4PH) construction
- Environmentally sealed to IP67
- Unique blind loading hole
- High bridge resistance
- Can be supplied with vessel mounting assembly, shock mounts or platform foot mounting assembly




SCIGATE AUTOMATION (S) PTE LTD

No 1 Bukit Batok Street 22 #01-01 Singapore 659592
Tel: (65) 6561 0488 Fax: (65) 6561 0588
Email: sales@scigate.com.sg Web: https://scigate.com.sg/
Business Hours: Monday - Friday 8:30AM - 6:15PM

Typical Applications

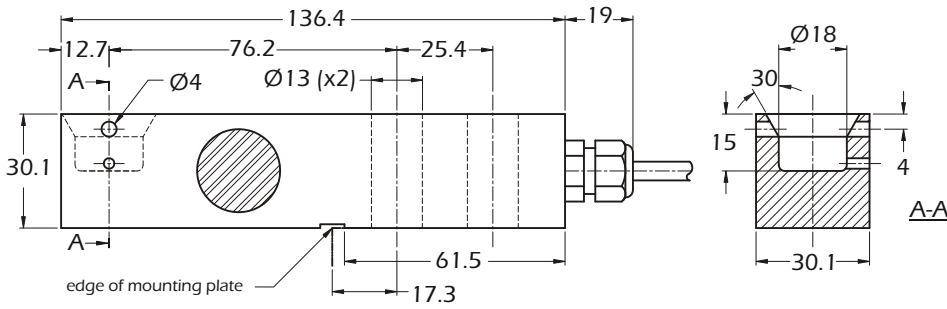
- Vessel & hopper weighing
- Floor scales
- Rolling roads
- MOT brake testers
- Pallet truck weighing
- Tank & silo weighing

SBL-3 Stainless Steel Shear Beam Load Cell



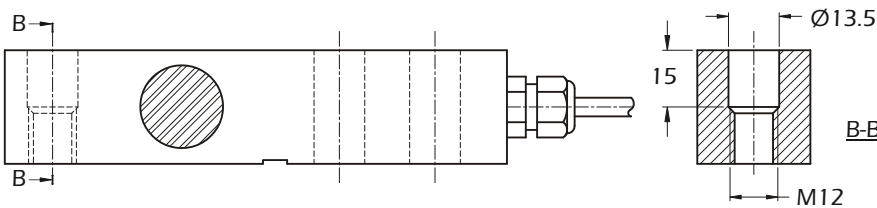
Dimensions

Blind Hole Attachment



All dimensions are in mm

Counter Bored Threaded (Metric) Attachment



Rating (lb)	Part Number Blind Hole	Part Number Counter Bored	Mounting Bolts	Torque (oiled threads)	Weight (kg)	Resolution
200	SBL-3-200-BH	SBL-3-200-CM	M12 8.8	90 Nm	1.1	0.02
500	SBL-3-500-BH	SBL-3-500-CM	M12 8.8	90Nm	1.1	0.05
1000	SBL-3-1000-BH	SBL-3-1000-CM	M12 8.8	90Nm	1.1	0.1
2500	SBL-3-2500-BH	SBL-3-2500-CM	M12 8.8	90Nm	1.1	0.2
5000	SBL-3-5000-BH	SBL-3-5000-CM	M12 10.9	120Nm	1.2	0.5

www.lcmsystems.com

LCM Systems Ltd

Unit 15, Newport Business Park, Barry Way
Newport, Isle of Wight PO30 5GY UK
Tel: +44 (0)1983 249264
sales@lcmsystems.com
www.lcmsystems.com

LCM Systems (România)

Strada Ștefan Cel Mare 26a,
Tunari, cod.077180, Ilfov, România
Tel: +40 (0)77 4641899
ro@lcmsystems.com
www.lcmsystems.ro

Due to continual product development, LCM Systems Ltd reserves the right to alter product specifications without prior notice.

ATEX approval pending

Issue No. 2

Issue date: 03/02/2021
APPROVED
(unapproved if printed)